

Delivering leading edge, innovative power solutions for more than 30 years....

Model:GTM91120-30VV-F

May 26, 2022

## GTM91120-30VV-F

### Information

**Model Number**

GTM91120-30VV-F

**Description**

GTM91120-30VV-F, Medical Power Supply, 60601-1-4th Ed. , Open Frame/Internal, Regulated Switchmode AC-DC Power Supply AC Adaptor, , Input Rating: 100-240V~, 50-60 Hz, 5-PIN PC BOARD 3.96 mm WAFER CONNECTOR, JVE P/N: 24W1180-05S10-01T-3.6-R2A-CG01 or EQUIVALENT, Output Rating: 30 Watts, Power rating with convection cooling (W) , 5-48V in 0.1V increments, Approvals: UKCA; ETL 62368; LPS 62368; CB EN/IEC 60335-1; CB 60601-1; CB 60950; CE; CE; China RoHS; cULus; FCC; GOST-R; Level V; RoHS; SIQ; Designed to meet EN 60601-1; SIQ; Ukraine; VCCI; WEEE; cRUus; IEC/EN60601-1; IEC/EN60950-1; IEC 60335; CE; ETL; CB 60335; RCM;

**Model Picture**

**Agency Documents**
<http://www.globtek.info/certs/GTM91120-T2%20-T3A%20-FW/>
**CE EC-Declaration**
[https://www.globtek.com/pdf/ec\\_declaration/a0Oa000000FysLkEAJ](https://www.globtek.com/pdf/ec_declaration/a0Oa000000FysLkEAJ)
**RoHS/RoHS2 Declaration**
[https://www.globtek.com/pdf/rohs\\_cert/a0Oa000000FysLkEAJ](https://www.globtek.com/pdf/rohs_cert/a0Oa000000FysLkEAJ)
**REACH Declaration**
[https://www.globtek.com/pdf/iso\\_certificates/REACH.pdf](https://www.globtek.com/pdf/iso_certificates/REACH.pdf)
**Conflict Minerals Declaration**
<https://www.globtek.com/pdf/conflict-minerals.pdf>

Delivering leading edge, innovative power solutions for more than **30** years....

Model:GTM91120-30VV-F

May 26, 2022

**MODEL PARAMETERS**

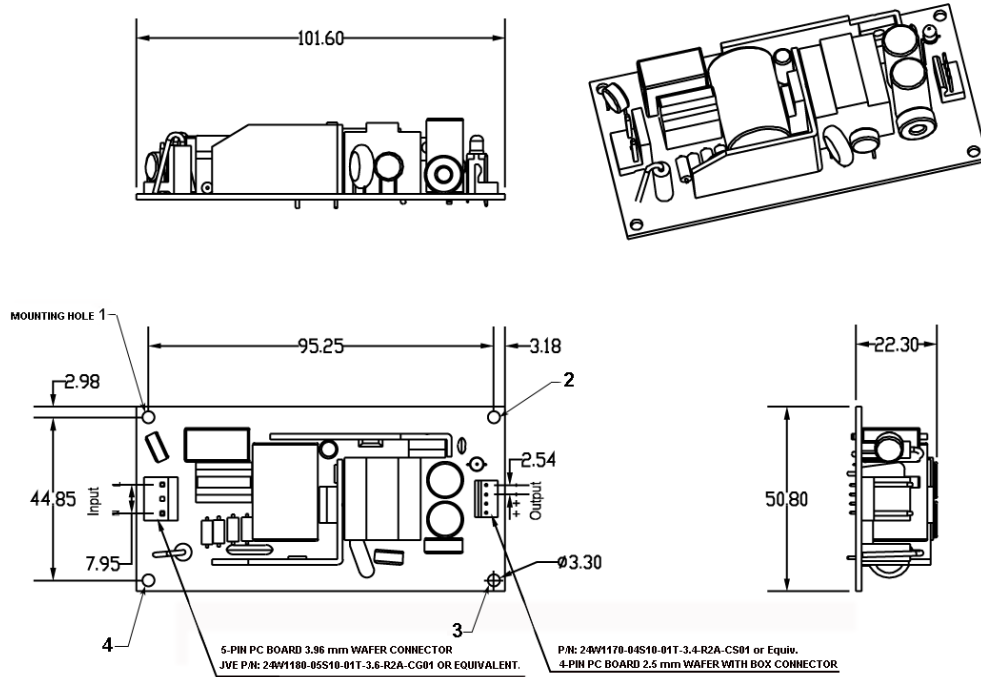
Type	Open Frame/Internal
Technology	Regulated Switchmode AC-DC Power Supply AC Adaptor
Category	Medical Power Supply
Input Voltage	100-240V~, 50-60 Hz
I/P Amps (A)	1.5A
Wattage (W)	30.0
Vout Range (V)	5-48
Efficiency Level	V
Ingress Protection	
Size (mm)	101.6x50.8x22.30

Delivering leading edge, innovative power solutions for more than 30 years....

Model:GTM91120-30VV-F

May 26, 2022

## ENCLOSURE



### IMPORTANT INSTALLATION NOTES:

FOR PROPER INSULATION AND GROUNDING RELIABILITY, FOLLOW EITHER OPTIONS BELOW

OPTION 1: USE NYLON 4-40 SCREWS AND NYLON STAND-OFF FOR ALL MOUNTING HOLES AND ADD JUMPER WIRE OPTION SHOWN BELOW FOR EARTH CONNECTION BETWEEN MOUNTING HOLES 2 AND 4.



RING TERMINAL, AMP P/N: 8-34142-5 AWG 18 STRANDED WIRE,  
GREEN, 130+20,-0 mm LENGTH

OPTION 2. USE METALLIC 4-40 SCREWS AND METALLIC STAND-OFF FOR HOLES 2 AND 4 AND USE NYLON 4-40 SCREWS AND NYLON STAND-OFF FOR HOLES 1 AND 3.

OPTION 2 IS ONLY APPLICABLE IF SYSTEM CHASSIS, WHERE THE POWER SUPPLY IS MOUNTED IS MADE OUT OF METAL.

Delivering leading edge, innovative power solutions for more than **30** years....

Model:GTM91120-30VV-F

May 26, 2022

**RATING TABLE**

Model Number	Voltage	Amps(A)	Watts(W)	RFQ
GTM91120-3007.5-2.5-F	5 V	4	20.00	<a href="#">RFQ</a>
GTM91120-2307.5-1.5-F	6 V	3.75	22.50	<a href="#">RFQ</a>
GTM91120-3007.5-1.5-F	6 V	3.75	22.50	<a href="#">RFQ</a>
GTM91120-3010.5-1.5-F	9 V	2.77	24.93	<a href="#">RFQ</a>
GTM91120-3014.5-2.5-F	12 V	2.5	30.00	<a href="#">RFQ</a>
GTM91120-3019.5-4.5-F	15 V	2	30.00	<a href="#">RFQ</a>
GTM91120-3019.5-1.5-F	18 V	1.66	29.88	<a href="#">RFQ</a>
GTM91120-3024-F	24 V	1.25	30.00	<a href="#">RFQ</a>
GTM91120-3036-F	36 V	0.83	29.88	<a href="#">RFQ</a>
GTM91120-3048-F	48 V	0.625	30.00	<a href="#">RFQ</a>

Model:GTM91120-30VV-F

May 26, 2022

## SPECIFICATIONS

### A) ELECTRICAL SPECIFICATIONS:

1. Input Voltage: 100-240 Vac
2. Input Current: 1.5 A RMS max
3. Input Frequency: 47 - 63 Hz
4. Output power (rated): 30Watts max

Note: Refer to Power Supply information on page 2 for the corresponding rated output power for the specific output voltage.

5. Output Regulation: +/- 5% measured at the output connector
6. Line Voltage Regulation: +/- 2% typical measured at full load
7. Output Ripple (Vp-p): +/-2% maximum, measured at 20 MHz bandwidth with 0.1 uf ceramic capacitor in parallel with 10 uf electrolytic capacitor connected at the end of the output connector at nominal line  
Optional low ripple option available (RFP4579)
8. Turn-ON/OFF Overshoot: 5% maximum, 500uS typical recovery time for 25% to 50% step load
9. Turn-ON Delay: 3 Seconds, maximum @ full load, nominal line
10. Hold-Up Time: 8mS typical @ nominal input voltage and full load
11. Inrush Current: 60A maximum cold start @ 240Vac input
12. Switching Frequency: 100 KHz typical

### B) PROTECTION

1. Over-Voltage: Protected with a Zener diode clamp across the output
2. Short Circuit: Hiccup with auto recovery
3. Over-load: Hiccup with auto recovery
4. Input Protection: Input line and neutral fusing

### C) SAFETY

1. Dielectric Withstand Voltage: 5656Vdc from primary to secondary
2. Earth Leakage Current: <100 uA at 240Vac input voltage
3. MTBF: 200,000 hours @ 25°C ambient temperature
4. Operating Temperature: 0°C to 40°C ambient temperature

### D) OTHER:

1. MTBF: 200,000 Hours @ 25°C ambient temperature
2. Humidity: 0% to 90% relative humidity
3. Storage Temperature: -10°C to 80°C
4. Cooling: Convection

Delivering leading edge, innovative power solutions for more than **30** years....

Model:GTM91120-30VV-F

May 26, 2022

## DERATING CURVE

---

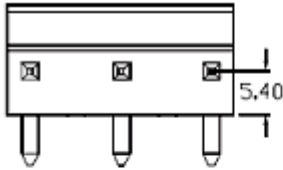
Delivering leading edge, innovative power solutions for more than 30 years....

Model:GTM91120-30VV-F

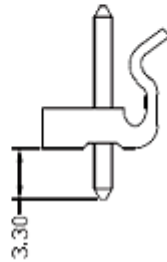
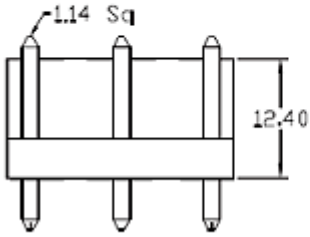
May 26, 2022

### INPUT CONFIGURATION

Description 5-PIN PC BOARD 3.96 mm WAFER CONNECTOR, JVE P/N:  
24W1180-05S10-01T-3.6-R2A-CG01 or EQUIVALENT




**Note: Only using  
3pins of this Header.**



Model:GTM91120-30VV-F

May 26, 2022

## Approvals








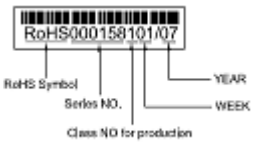
Logo	Description
No Logo Applicable	CB report IEC 60601-1: 2005 + CORR. 1 (2006) + CORR. 2 (2007) and or EN 60601-1:2006 3rd Edition including 2MOOP requirements
No Logo	CB Certificate IEC 60950-1:2005 (2nd Edition), Am 1: 2009, CB report IEC 60950-1:2005 (2nd Edition), Am 1: 2009 and EN 60950-1:2006 + Am 1:2010 + Am 11:2009 + Am 12:2011
No Logo Applicable	CB to 60335-1 5th Edition (Safety of Household and Similar Electrical Appliances, Part 1: General Requirements) CB Report/ Certificate IEC 60335-1:2010 Up to 36 volts only
No Logo Applicable	IEC 60335-1:2010 (Fifth Edition) incl. Corr. 1:2010 and Corr. 2:2011 + A1:2013
	CE Mark: tested to comply with EN 55032:2012+AC:2013, EN 61000-3-2:2014, EN 61000-3-3:2013, EN 55024:2010, EN 60601-1-2:2015
	CE Mark: tested to comply with EN55022:2006/A1:2007 Class B, EN610003-2, EN610003-3 including EN61000-4-2, EN61000-4-3, EN61000-4-4, EN61000-4-5, EN61000-4-6N EN61000-4-11; EMI: Complies with EN55011 CLASS B and FCC Part 15B - On label or Molded in case
	CE Mark: tested to comply with EN 60601-1-2:2015 Medical electrical equipment Part 1-2: - Mark is on the label or Molded in the case
	Audio/Video, Information And Communication Technology Equipment - Part 1: Safety Requirements [UL 62368-1:2014 Ed.2] Audio/Video, Information And Communication Technology Equipment - Part 1: Safety Requirements [CSA C22.2#62368-1:2014 Ed.2]
	AAMI ES60601-1:2005 +A1 - Medical Electrical Equipment - Part 1: General Requirements CAN/CSA-C22.2 No.60601-1:14, Third Edition Issued: 2014/03/01 - Medical Electrical Equipment - Part 1 IEC 60601-1-11 Issued: 2015/01/20 Ed. 2 Medical Elec. Equip.
	CHINA SJ/T 11364-2014, China RoHS Chart: <a href="http://en.globtek.com/globtek-rohs.php">http://en.globtek.com/globtek-rohs.php</a>



Delivering leading edge, innovative power solutions for more than 30 years....

Model:GTM91120-30VV-F







May 26, 2022

	cRUus UL Recognized Component E341350 3rd Edition w-RM ANSI-AAMI ES60601-1 (2005 + C1:09 + A2:10) and CAN-CSA-C22.2 No. 60601-1 (2008)
	cRUus UL Recognized Component E341351 UL 60950-1, 2nd Edition, 2011-12-19 (Information Technology Equipment - Safety - Part 1: General Requirements) CSA C22.2 No. 60950-1-07, 2nd Edition, 2011-12
No Logo	Designed to meet EN 60601-1:2006 + A11:2011 +A1:2013 3rd Edition
	FCC PART 15 CLASS B
	GOST-R mark for Russia(Document: <a href="http://www.globtek.com/html/iso_certificates/GT_GOST-R.pdf">http://www.globtek.com/html/iso_certificates/GT_GOST-R.pdf</a> ). 03/15/2015. Due to lack of demand, GlobTek will not be renewing it's GOST certification. Please contact your sales engineer for pricing on EAC.
<b>IEC/EN60335-1</b>	IEC/EN60335-1 Up to 36 volts
<b>IEC/EN60601-1</b>	IEC/EN60601-1
<b>IEC/EN60950-1</b>	IEC/EN60950-1
	Indoor Use Only - Mark is on the label or Molded in the case
<b>EFFICIENCY LEVEL</b> 	Efficiency: complies to section 301 of Energy Independence and Security Act (EISA) complies with Energy Star tier 2 (North America), ECP tier 2 (China), MEPS tier 2 (Australia), Code of Conduct (Europe)
LPS	Limited Power Source 62368
	RCM certificate SAA150575; Australia and New Zealand Regulatory Compliance, Mark ( <a href="http://rcm.standards.org.au/rcmfaq/rcmfaq.htm">http://rcm.standards.org.au/rcmfaq/rcmfaq.htm</a> )
RoHS	Specifications of directive 2011/65/EU Annex VI (ROHS-2) with amendment 2015/863-EU (ROHS-3) <a href="http://www.ce-mark.com/Rohs%20final.pdf">http://www.ce-mark.com/Rohs%20final.pdf</a>
	Serial Number Information

Delivering leading edge, innovative power solutions for more than **30** years....

Model:GTM91120-30VV-F

May 26, 2022

 IEC/EN60335-1	SIQ IEC/EN 60335-1 (Safety of Household and Similar Electrical Appliances, Part 1: General Requirements) up to 36 volts
 IEC/EN60601-1	SIQ Mark License EN60601-1, 3rd edition
	UKCA Certification
 10276	Ukraine UKRSepto (Document: <a href="http://www.globtek.com/html/iso_certificates/GT_Ukraine.pdf">www.globtek.com/html/iso_certificates/GT_Ukraine.pdf</a> )
	Japan: Voluntary Control Council for Interference (VCCI)
	WEEE: Complies with EU 2012/19/EU ( <a href="http://ec.europa.eu/environment/waste/wEEE/index_en.htm">http://ec.europa.eu/environment/waste/wEEE/index_en.htm</a> ) Mark is on the label or Molded in the case